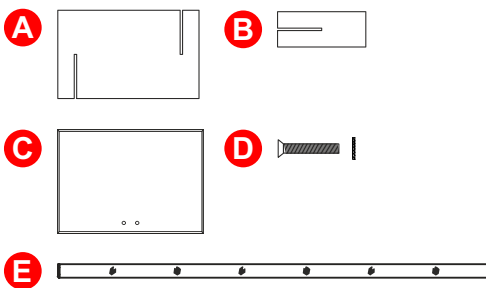



# POS Zig Zag Literature Stand - Assembly Instructions

## contents

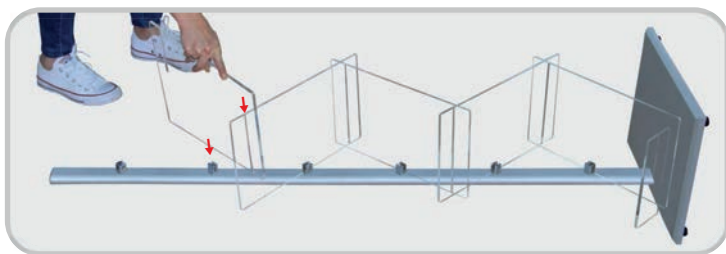
	Quantity
<b>A</b> Acrylic Shelves	6
<b>B</b> Acrylic Part	2
<b>C</b> MDF Base Plate	1
<b>D</b> Screws & showers for base plate	2
<b>E</b> Elliptic Profile	1



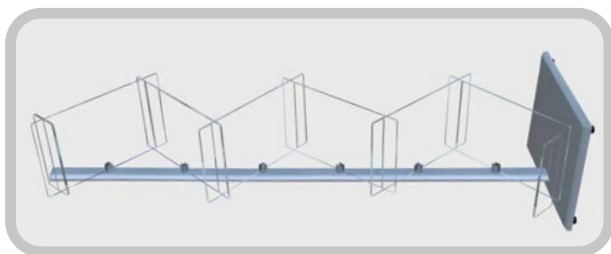
## assembly instructions



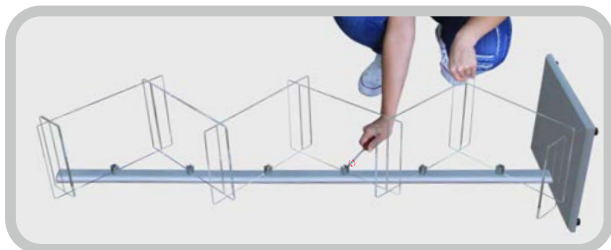
Fix the MDF base to the elliptic profile by using a screwdriver.



Lay out the body.  
Slide the acrylic shelves in to the cutting parts.



See the all shelves are right angle.



Fix the acrylic shelves in to the metal part by using a screwdriver.

