

Enclosure Lock & Cable for MoonBase and LaunchPad

Assembly Instructions




MoonBase Lock and Cable

1



Affix security slot plate provided to underside of base.

2



Lasso the security cord to a stationary anchor point, by passing the lock body through the looped end of the security cable.

3



Align and insert end of lock into security slot of MoonBase plate.


4



Rotate key through 90° to lock.


LaunchPad Lock and Cable

1



Lasso the security cord to a stationary anchor point, by passing the lock body through the looped end of the security cable.

2



Align and insert end of lock into security slot of LaunchPad base.

3



Rotate key through 90° to lock.